

Ti + PBS

Ti + Lip




Ti + LipClod

Control

Buccal-palatal



mesial-distal



ARTWORK FORMATTING REPORT

Job code: CATER_322_2

Total number of figures: 1

Target journal name: Journal of Periodontal Research

Summary of changes made to meet journal requirements

Specifications of the final figures

Figure number	Figure type	Width (mm)	Height (mm)	Resolution (dpi)	File format	Font type	Color mode
Figure 1	Combination	113	63	600	EPS/TIFF/ PDF	Arial	Grayscale

Other changes

Figure number	Changes to figure	Changes to text

If you have any questions about any of the changes or notes, please let us know. For a glossary of terms used in this report, please see the following page

Glossary of terms used in the report

RGB (Red, Green, Blue): A color mode, usually recommended for images intended for online publication

CMYK (Cyan, Magenta, Yellow, black): A color mode, usually recommended for images intended for print publication

TIFF (Tagged Image File Format): A file format, usually recommended for color and grayscale images, particularly photographs

EPS (Encapsulated PostScript): A file format, usually recommended for images, particularly for vector images such as graphs.

Line art: Images with straight lines and text, such as graphs, charts, and simple diagrams

Halftone: Photographic images, drawings, paintings, etc. with fine shading

Combination art: Images that are a combination of halftone and line art or halftone and text.